
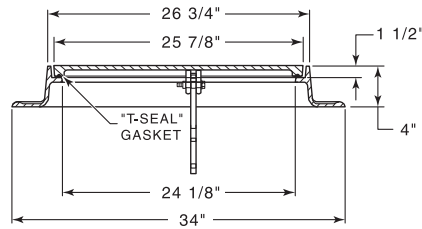


R-1650-LM
LiftMate Frame,
Solid Gasketed Lid
Heavy Duty

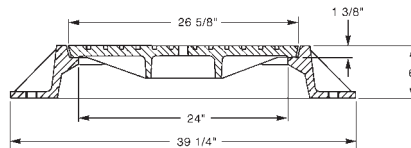
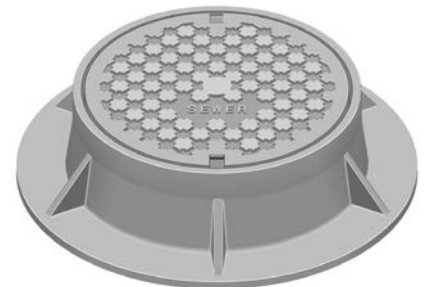
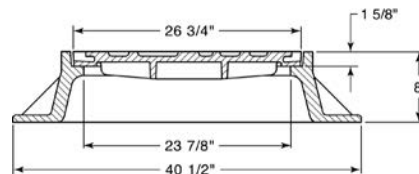
Furnished with six 1-1/8" anchor holes on 29-11/16" diameter bolt circle.

Hinge plug available for self-seal application.

See page 13 for LiftMate information.


R-1653-A
Manhole Frame, Solid Lid
Heavy Duty

Furnished with two 7/8" anchor holes on 34" diameter bolt circle.


R-1653-D
Manhole Frame, Solid Lid
Heavy Duty
R-1653-E
Manhole Frame, Vented Lid
Heavy Duty

Furnished with two 1" anchor holes on 34-1/4" diameter bolt circle.

